

It's About the Lid

Square Lids! No Jams!

Square lids are supporting to successful secondary packaging. Lantech Lid Applicators are completing to square packaging.



Why Square Lids Matter

Square lidded cases and trays pack better, stack better, and protect better. They provide the structural integrity to deliver the performance their designer intended.

Fact: cases and trays lose 30% of their stacking strength if their sides are not aligned.

There are barriers to applying square lids. Thinner corrugated, temperature and humidity changes, and variations in case blanks can cause lids to be “unsquared” or lead to machine jams.



Lantech Lid Applicators overcome these barriers through precise lid management and 100% control of lids throughout the entire application process, ensuring your lids perform as designed and are produced with maximum efficiency.


How Lantech Lid Applicators Apply Square Lids

From the moment a blank enters the magazine until it exits the lid applicator as a properly complete lidded case/tray, it is under full control.




From the magazine a blank is taken with vacuum and put in position. Four snap-lock clips transport the blank to the forming head position. During transport the lid is glued, in order to form the lid on the case/tray. The lid is moved to the tray and the 4 side flaps are folded 90° and applied on the case/tray.

Precision + Control = Square Cases




Blank Delivery Control

Powered belts precisely govern the delivery speed of the lid blanks. Blank retainers ensure the blanks are spaced correctly.




Blank Separation

Special separators release only the leading blank to the pickup frame and retain the following blanks.




Blank Pick-up

From the magazine a blank is taken with vacuum and put in position. Four snap-lock clips transport the blank to the forming head position.



Lid Application

The long sides of the incoming tray are glued during infeed and is positioned and held in position by 2 brackets for accurate lid application. The lid is moved to the tray and the 4 flaps are folded 90° and glued on the tray.



Square Lid Application

While the lid is being applied by the folding unit, the tray is held in a square position by 2 brackets for accurate lid application.



Flexible To Handle Different Lid Formats

Modular machine configuration to handle lid formats and shapes that meet your operational needs.

Specifications

CRITERIA	LA-1000	LF-1000	LF-2000
Speed	18 Lids per minute Options and application can change the speed	18 Lids per minute Options and application can change the speed	18 Lids per minute Options and application can change the speed
Minimum Lid Outer Dimensions	285 mm A x 205 mm B x 40 mm C (11 1/5" A x 8" B x 1 3/5" C)	285 mm A x 205 mm B x 40 mm C (11 1/5" A x 8" B x 1 3/5" C)	320 mm A x 200 mm B x 40 mm C (12 3/5" A x 8 1/16" B x 1 1/2" C)
Minimum Lid Blank	365 mm L x 285 mm W (14 2/5" L x 11 1/5" W)	365 mm L x 285 mm W (14 2/5" L x 11 1/5" W)	400 mm L x 280 mm W (15 3/4" L x 11" W)
Maximum Lid Outer Dimensions	600 mm A x 400 mm B x 70 mm C (23 3/5" A x 15 7/10" B x 2 4/5" C)	600 mm A x 400 mm B x 70 mm C (23 3/5" A x 15 7/10" B x 2 4/5" C)	600 mm A x 400 mm B x 70 mm C (23 3/5" A x 15 7/10" B x 2 4/5" C)
Maximum Lid Blank	740 mm L x 540 mm W (29 1/10" L x 21 3/10" W)	740 mm L x 540 mm W (29 1/10" L x 21 3/10" W)	740 mm L x 540 mm W (29 1/10" L x 21 3/10" W)
Lid Type	FEFCO 0458/0452/0453	FEFCO 0452/0453	FEFCO 0452/0453
Flute Type	E,C,B	E,C,B	E,C,B
Wall Type	Single	Single	Single
Standard Sealing Device	Hotmelt	Hotmelt	Hotmelt
Dimensions - Machine	2800 mm L x 1580 mm W x 1800 mm H (110 1/5" L x 62 1/5" W x 70 9/10" H)	2800 mm L x 1580 mm W x 1800 mm H (110 1/5" L x 62 1/5" W x 70 9/10" H)	3370 mm L x 1570 mm W x 1800 mm H (132 3/5" L x 62 4/5" W x 70 9/10" H)
Weight - Machine	±725 kg (±1600lb)	±725 kg (±1600lb)	±1175 kg (±2590lb)
Electrical Service Choices	3L-PE-400V-50Hz-Neutral 230V, 3-ph, 60Hz, Wye w/Ground	3L-PE-400V-50Hz-Neutral 230V, 3-ph, 60Hz, Wye w/Ground	3L-PE-400V-50Hz-Neutral 230V, 3-ph, 60Hz, Wye w/Ground
Pneumatics	6 Bar (80 PSI)	6 Bar (80 PSI)	6 Bar (80 PSI)

