

1.




Take 1 case blank from your current stock and hold it in front of you.

Use the Certificate stamp, printing, display or perforation to find the bottom of the blank.

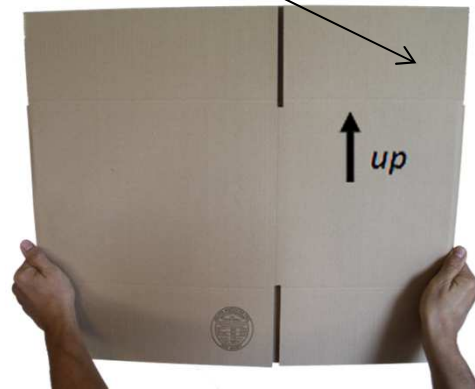
Keep the blank with the bottom down / top up

2.

Short side LEFT

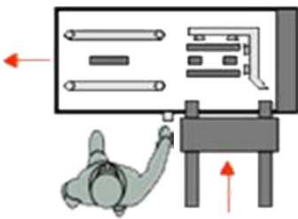


Short side RIGHT



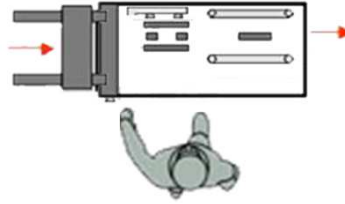
**Machine
LEFT side flow**

C-300/400
C-1000/2000/3000

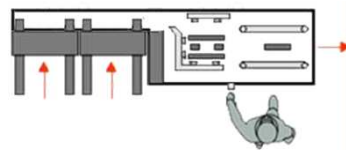


**Machine
RIGHT side flow**

CI-1000/2000

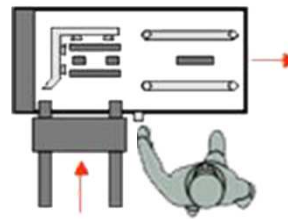


C-1000/2000 Multi Magazine



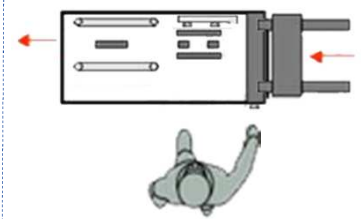
**Machine
RIGHT side flow**

C-300/400
C-1000/2000/3000

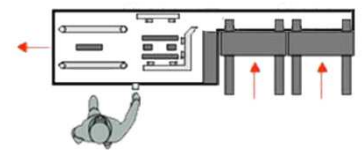


**Machine
LEFT side flow**

CI-1000/2000



C-1000/2000 Multi Magazine



Note 1: Cases without stamp, printing, display or perforation are suitable for RIGHT and LEFT side flow
Note 2: Cases with equal sides to be discussed with Lantech